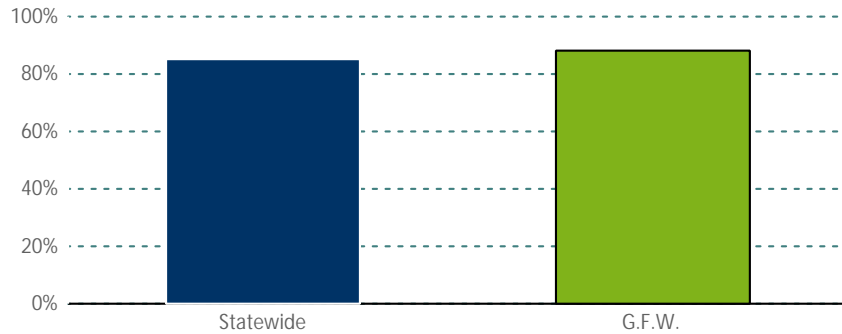


District: G.F.W.

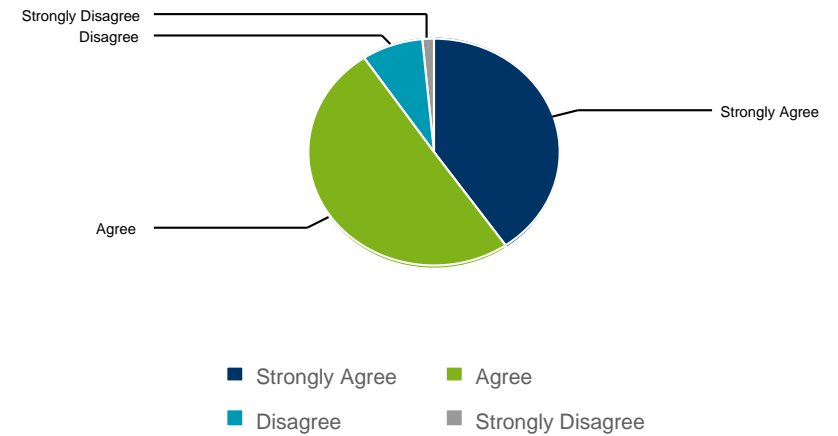
The number of students attending school regularly

This is a measure of students who attend school on a regular basis and are not frequently absent. A student is considered consistently attending if they attend more than 90 percent of the time the student is enrolled during the year.



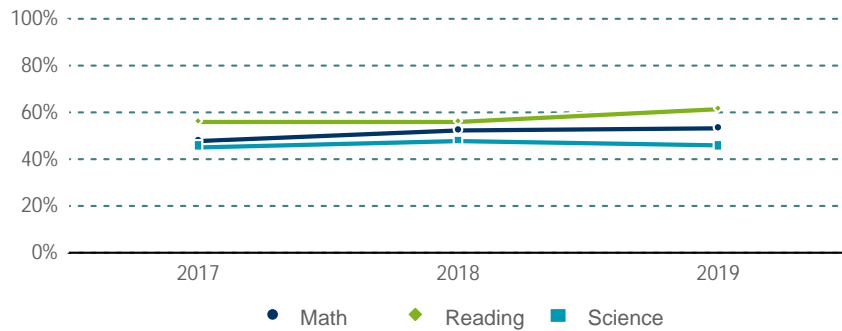
	Statewide	G.F.W.
Consistent Attendance	85.4%	87.7%
Count	676,160	563

At my school, teachers care about students



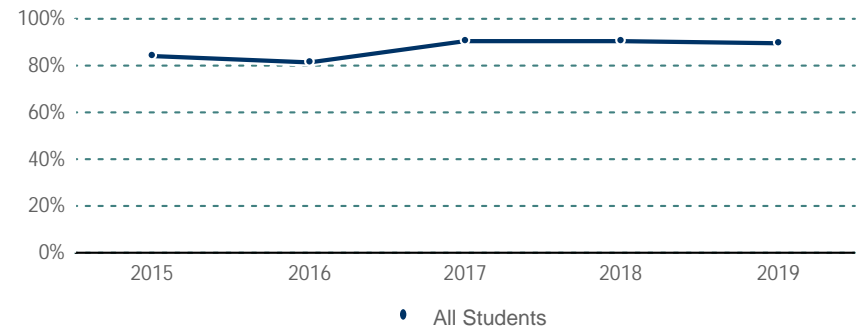
	Strongly agree	Agree	Disagree	Strongly disagree
Teachers Care	40%	50%	8%	1%
Count	82	102	16	3

The number of students meeting standards in math, reading, and science over time



	2017		2018		2019	
Math	48.4%	(176)	52.7%	(177)	53.4%	(188)
Reading	56.3%	(196)	56.3%	(198)	62.0%	(220)
Science	45.8%	(77)	48.1%	(74)	45.9%	(73)

Graduation rate over time



Demographic	Year	Graduated count	Graduated %
All Students	2015	61	84.7%
All Students	2016	58	81.7%
All Students	2017	57	90.5%
All Students	2018	60	90.9%
All Students	2019	43	89.6%